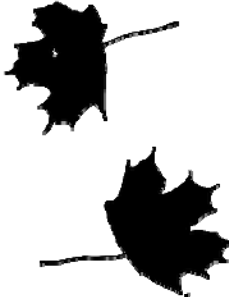


Green Mt. Appaloosa Horse Club 2017 Vermont Maple Classic



Pattern Booklet

Thank You Sponsors and Friends of Green Mt Appaloosa Club

Gray Tree Farm - Bruce & Jan Lingner

Jennifer Baker & Neil Allen

Agway

Deb & Landy Danforth

Mahar Maple Farm

Sutherland Falls Stoneworks

Horse Amour

"Does Your Horse Love His Bit?"



For ordering or more information:



Horse Amour
804 Eaton Hill East
P.O. Box 344
Castleton, VT 05735

phone: 802-468-2200 • fax 802-468-2151

www.horseamour.com

Green Mt Appaloosa Horse Club – Vermont Maple Classic

Triple Judged/Four Sets of Points August 26 & 27, 2017 New Haven, VT

Judges: Bonnie Miller, Sandra Curl, Dee Dee Douglas

Show Information: Jennifer Baker (802) 771-7023

Web Site: www.greenmtappaloosa.org

Saturday 8:00AM

1. *InState Open Appaloosa Stallions*
 2. Non-Pro Stallions
 3. Performance Halter Stallions
 4. Yearling Colts
 5. 2 Year Old Stallions
 6. 3 Year Old Stallions
 7. Aged Stallions Champion & Res. Champion Stallions
 8. FPD Stallions
 9. *InState Open Appaloosa Geldings*
 10. Non-Pro Geldings
 11. Youth Geldings 18 & Under
 12. Performance Halter Geldings
 13. Yearling Geldings
 14. 2 Year Old Geldings
 15. 3 Year Old Geldings
 16. Aged Geldings Champion & Res. Champion Geldings
 17. FPD Geldings
 18. *InState Open Appaloosa Mares*
 19. Non-Pro Mares
 20. Youth Mares 18 & Under
 21. Performance Halter Mares
 22. Yearling Fillies
 23. 2 Year Old Mares
 24. 3 Year Old Mares
 25. Aged Mares
 26. Broodmares Champion & Res. Champion Mares
 27. FPD Mares
 28. Non-Pro Hunter In Hand Mares
 29. Hunter In Hand Mares
 30. Youth Hunter In Hand Mares
 31. Non-Pro Hunter In Hand Geldings
 32. Hunter In Hand Geldings
 33. Youth Hunter In Hand Geldings
 34. Non-Pro Hunter In Hand Stallions
 35. Hunter In Hand Stallions
 36. *InState Open Hunter in Hand*
 37. English Showmanship 18 & Under
 38. Junior Hunter Under Saddle
 39. Novice Youth Hunter Under Saddle 18 & Under
 40. Non-Pro Hunter Under Saddle
 41. Youth Hunter Under Saddle 18 & Under
 42. Novice Non-Pro Hunter Under Saddle
 43. *InState Open Hunter Under Saddle (any breed)*
 44. 35 & Over Non-Pro Hunter Under Saddle
 45. Walk/Trot Hunter Under Saddle
 46. Non-Pro Walk/Trot Hunter Under Saddle
 47. *Instate Appaloosa English Pleasure*
 48. 3 Yr Old Snaffle Bit Hunter Under Saddle
 49. Senior Hunter Under Saddle
 50. Non-Pro Hunter Hack
 51. Youth Hunter Hack 18 & Under
 52. Hunter Hack
 53. *InState Open Walk Trot Eq (any seat/breed)*
 54. Walk/Trot Hunt Seat Equitation
 55. Non-Pro Walk/Trot Hunt Seat Equitation
 56. Non-Pro Hunt Seat Equitation
 57. Novice Youth Hunt Seat Equitation 18 & U
 58. Novice Non-Pro Hunt Seat Equitation
 59. Youth Hunt Seat Equitation 18 & Under
 60. *InState Open Adult Hunt Seat Eq (any breed)
 61. *InState Open Hunt Seat Eq 18 & U (any breed)
 62. 35 & Over Hunt Seat Equitation
 63. *InState Open Road Hack (any seat/breed)*
 64. Saddle Seat Equitation 18 & Under
 65. Non-Pro Saddle Seat Equitation
 66. Saddle Seat Pleasure 18 & Under
 67. Non-Pro Saddle Seat Pleasure
 68. Saddle Seat Pleasure – All Ages
- 10 Minute Break**
69. Walk/Trot Camas Prairie Stump Race
 70. Non-Pro Walk/Trot Camas Prairie Stump Race
 71. Youth Camas Prairie Stump Race
 72. Non-Pro Camas Prairie Stump Race
 73. Camas Prairie Stump Race
 74. Walk/Trot Keyhole Race
 75. Non-Pro Walk/Trot Keyhole Race
 76. Youth Keyhole Race
 77. Non-Pro Keyhole Race
 78. Keyhole Race
 79. Walk/Trot Stake Race
 80. Non-Pro Walk/Trot Stake Race
 81. Youth Nez Perce Stake Race 18 & Under
 82. Non-Pro Nez Perce Stake Race
 83. Nez Perce Stake Race
 84. Walk/Trot Figure 8 Stake Race
 85. Non-Pro Walk/Trot Figure 8 Stake Race
 86. Youth Figure 8 Stake Race
 87. Non-Pro Figure 8 Stake Race
 88. Figure 8 Stake Race

Sunday 8:00 AM

89. *InState Open Adult Showmanship (any breed)
90. Non-Pro Showmanship
91. Novice Non-Pro Showmanship
92. 35 & Over Showmanship
93. *InState Open Showmanship 18 & U (any breed)
94. Showmanship 18 & Under
95. Novice Showmanship 18 & Under
96. *InState Open Yearling Lunge Line*
97. Non-Pro Yearling Lunge Line
98. Yearling Lunge Line
99. *InState Open Halter (any breed/sex)*
100. Ranch Conformation
101. Non-Pro Ranch Conformation
102. Non-Pro Most Colorful at Halter
103. Most Colorful at Halter
104. Youth Most Colorful at Halter
105. Novice Non-Pro Western Pleasure
106. Novice Youth Western Pleasure 18 & Under
107. 3 Yr Old Snaffle Bit Western Pleasure
108. Youth Western Pleasure 18 & Under
109. *InState Open Western Pleasure (any age/breed)
110. *Instate Open Adult -18 & over, Walk/Trot Pleasure (any age horse/breed)
111. Non-Pro Western Pleasure
112. Non-Pro Walk/Trot Western Pleasure
113. Ladies Western Pleasure
114. 35 & Over Non-Pro Western Pleasure
115. Senior Western Pleasure
116. *InState Open Beginner Pleasure (any seat/breed)
117. *Instate Appaloosa Western Pleasure
118. Walk/Trot Western Pleasure
119. Junior Western Pleasure
120. Men's Western Pleasure
121. Leadline Equitation
122. Walk/Trot Western Horsemanship
123. Non-Pro Walk/Trot Western Horsemanship
124. 35 & Over Western Horsemanship
125. *InState Open Adult Western Equitation (any breed)*
126. *Instate Open Adult -18 & over, Walk/Trot Equitation (any age horse/breed)*
127. Novice Youth Western Horsemanship 18 & U
128. Novice Non-Pro Western Horsemanship
129. *InState Open Western Equitation 18 & U (any breed)*
130. Youth Western Horsemanship 18 & Under
131. Non-Pro Western Horsemanship
132. Youth Bareback Horsemanship 18 & Under
133. Non-Pro Bareback Horsemanship
134. Ranch Riding
135. Non-Pro Ranch Riding
136. Ranch Rail Pleasure
137. Non-Pro Ranch Rail Pleasure
138. *InState Appaloosa Trail
139. *InState Open Trail
140. Youth Walk/Trot Trail
141. Youth Trail 18 & Under
142. Non-Pro Trail
143. Non-Pro Walk/Trot Trail
144. Junior Trail
145. Senior Trail
146. Non-Pro Ranch Horse Trail
147. Ranch Horse Trail
148. Reining
149. Western Riding

Hi-Point Awards

Walk/Trot Youth

Novice Youth

18 & Under Youth

Non-Pro Walk/Trot

Non-Pro

Novice Non-Pro

35+ Non-Pro

Open Games Horse

Open Pleasure Horse

Special Classes

Instate Appaloosa Classes

Open All-breed Classes

Ranch Conformation

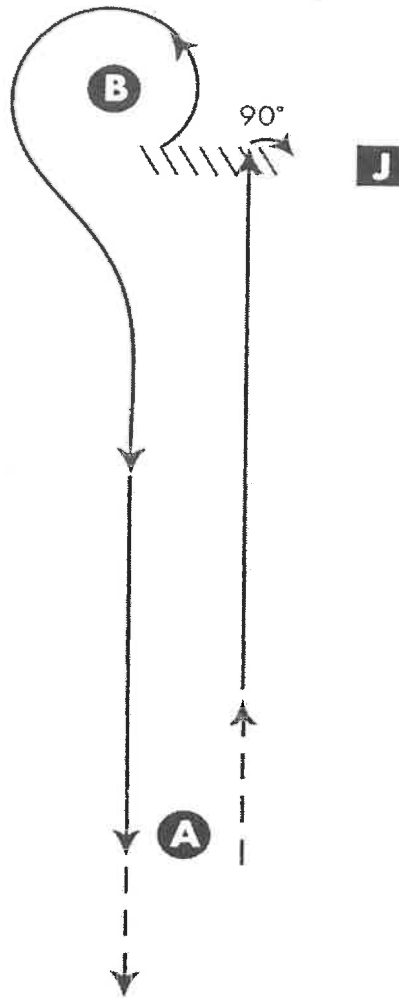
Ranch Rail Pleasure

Ranch Horse Trail

Ranch Riding

Performance Halter

ENGLISH SHOWMANSHIP



KEY

----- Walk

———— Trot

\\\\\\\\\\\\\\\\\\\\ Back

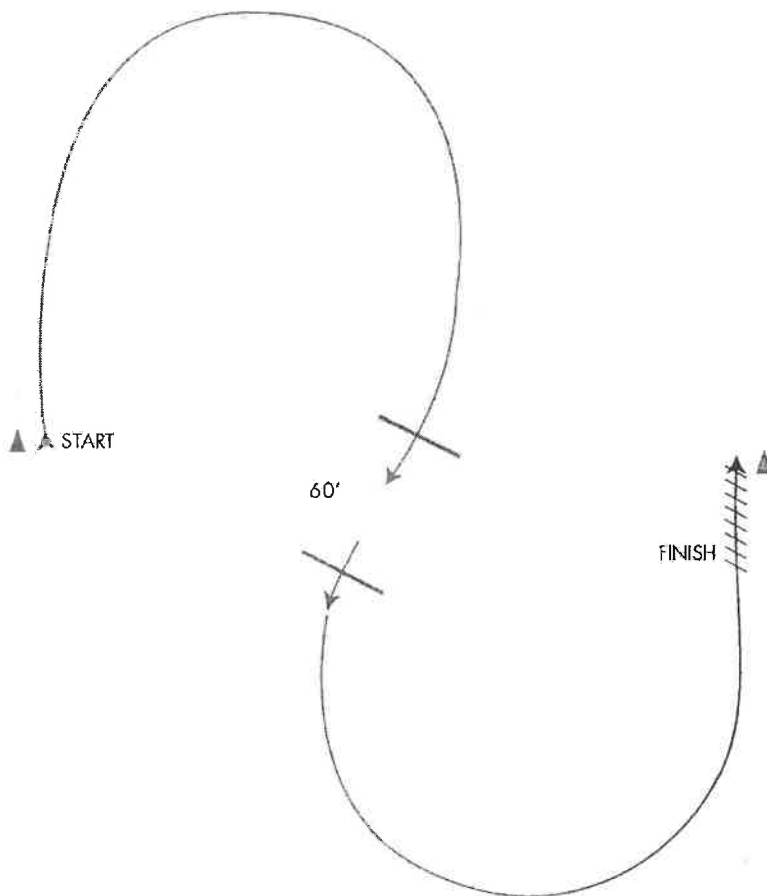
J Judge

A Marker

INSTRUCTIONS

1. Start at A. Walk forward 4 steps.
2. Trot until even with Judge. Stop.
3. Execute a 90° turn. Stop. Set up for inspection.
4. When excused, back to B. Stop.
5. Trot around B, then trot in a line from B back until even with A. Stop.
6. Walk forward and exit arena at a walk.

Classes 50, 51, 52: All Hunter Hack



INSTRUCTIONS

1. After second fence, hand gallop and stop at marker.
2. Back and stand quietly

www.ClassyCoursesInc.com

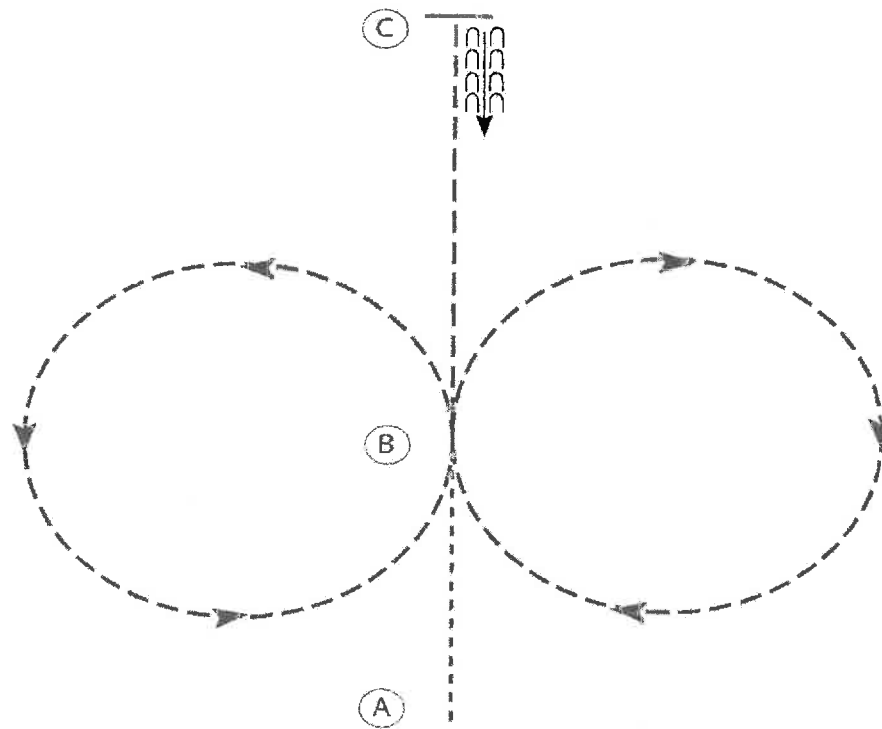
Course Designed By:

Tucker Williams dba Classy Courses Inc.

© Copyright 2008, All rights reserved.



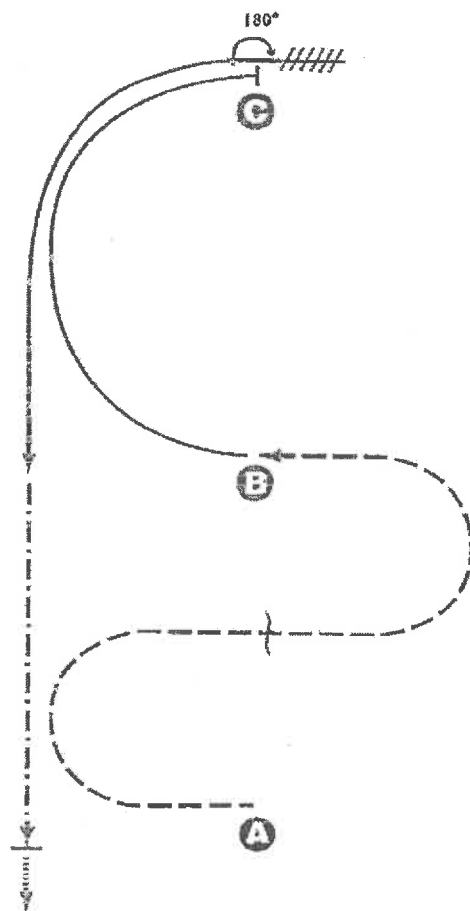
Classes 54, 55: Youth & NP Walk Trot Hunt Seat Equitation



1. Walk A to B.
2. At B posting trot a circle to the right on the proper diagonal.
3. At B posting trot a circle to the left on the proper diagonal.
4. At B sitting trot to C.
5. At C stop and back approximately one horse length.

Walk	-----
Trot	- - - - -
Extended Trot	— — — —
Canter	—————
Leg Yield	
Lead Change	— / —
Back	←←←←←
Marker	Ⓟ
Sidepass	←←←←←
Hand Gallop	—————

Classes 56-59, 62: Youth & NP Hunt Seat Equitation



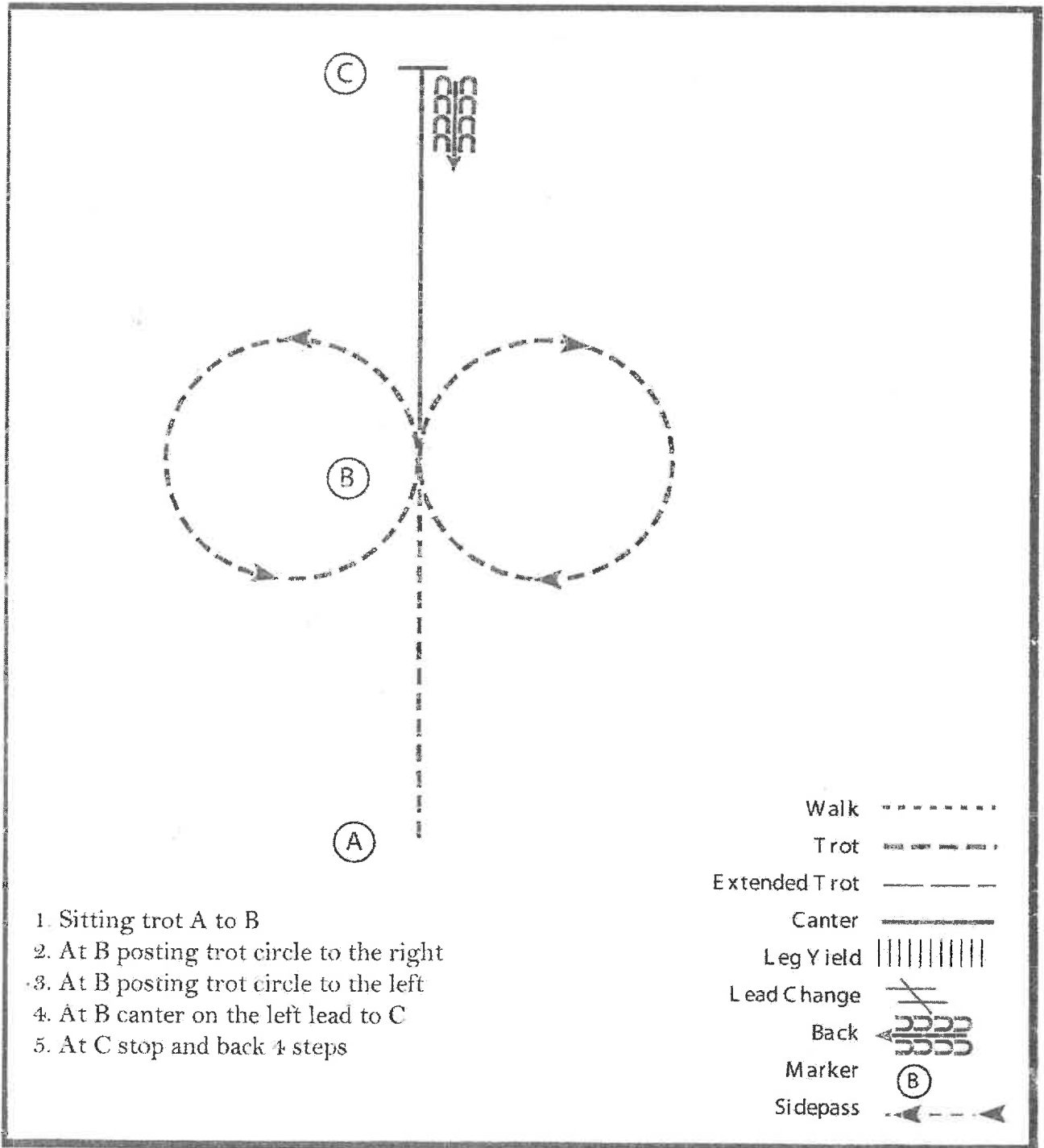
INSTRUCTIONS

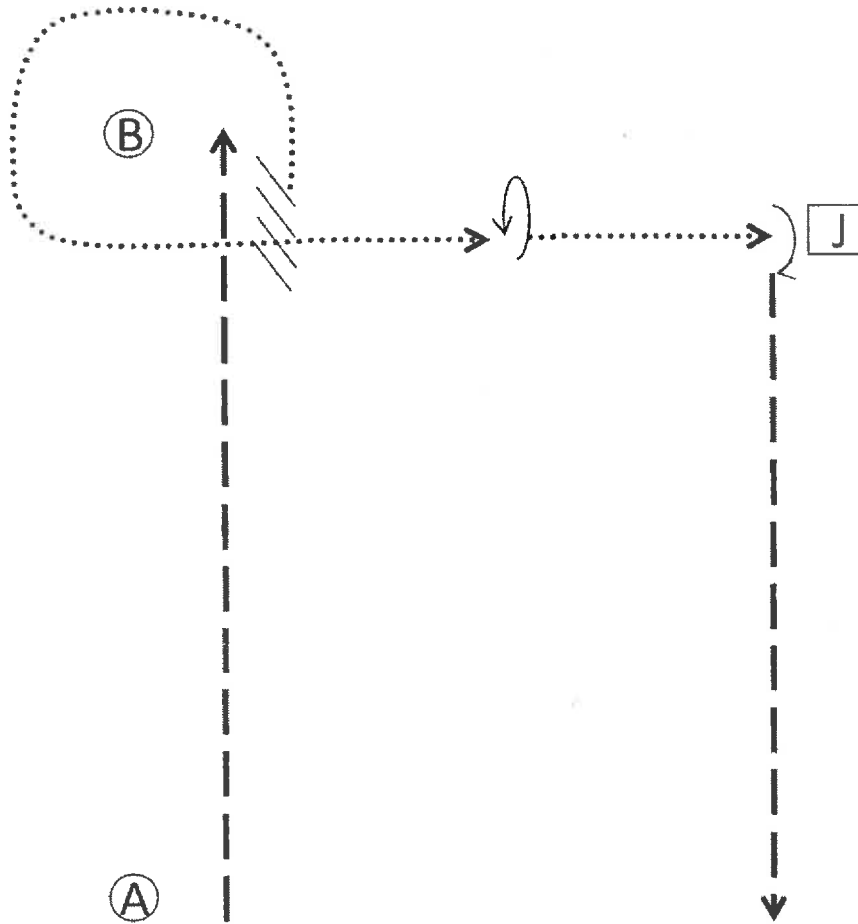
1. Begin at A. Post the trot in a serpentine from A to B demonstrating correct diagonals.
2. At B, pick up the right lead in a half circle to C.
3. At C, stop. Execute a 180-degree turn on the forehand to the right. Back.
4. Canter on left lead in an arc until even with B.
5. At B, sit the trot until even with A. When even with A, stop.
6. Walk and exit the arena at a walk.

KEY

.....	WALK
-----	POSTING TROT
-----	EXTENDED TROT
- - - - -	SITTING TROT
—————	CANTER
///////	BACK
≈	CHANGE LEADS
~	CHANGE DIAGONALS

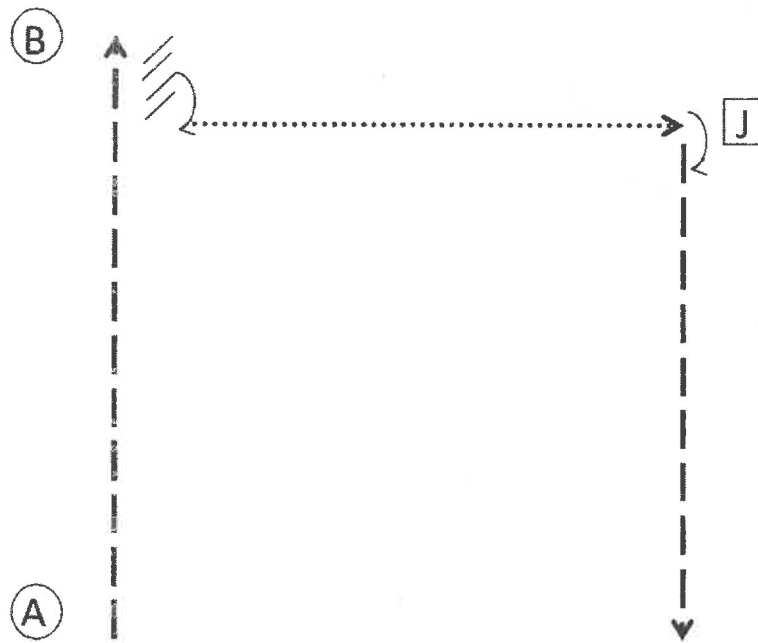
Classes 64, 65: Saddleseat Equitation





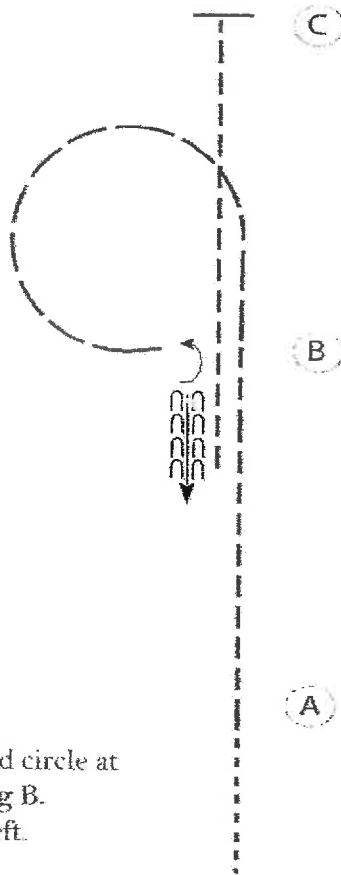
-
1. Begin at A. Jog from A to B, stop and back 4 steps. Walk in a small circle around B and towards Judge.
 2. When halfway to Judge stop and execute a 360-degree turn. Walk to Judge. Stop and set up for inspection.
 3. When excused, execute a 90-degree turn and exit arena at a trot.

Classes 93-95: All Youth Showmanships



1. Begin at A. Trot to B, stop and back until even with Judge.
2. Execute a 90-degree turn and walk to Judge.
3. Stop and set up for inspection. When dismissed execute a 90-degree turn.
4. Exit arena at a trot.

Classes 122, 123: Youth & NP Walk Trot Western Horsemanship



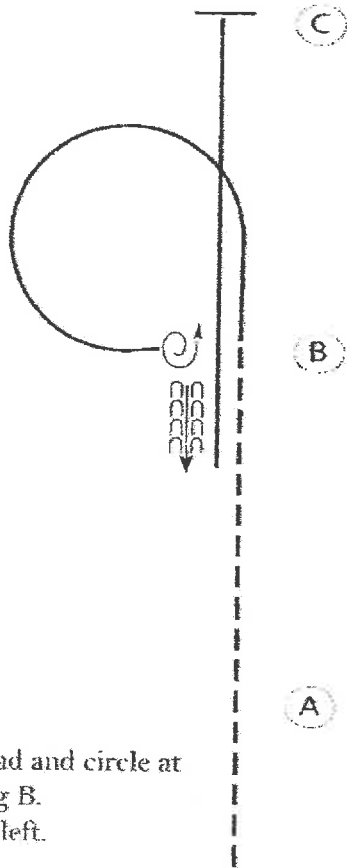
Begin before A at a walk.

1. Jog from A to B.
2. At B, extend the jog and circle at B as shown. Stop facing B.
3. Turn 1/4 turn to the left.
4. Back one horse length.
5. Jog to C. Stop at C.

Follow the instructions of your ring steward.

Walk	-----
Jog	-----
Extended Jog	-----
Lope	-----
Leg Yield	
Lead Change	↗ ↘
Back	← ⊂ ⊂ ⊂ ⊂ ⊂ ⊂
Marker	⊙ B
Sidepass	← →

Classes 124, 127, 128, 130, 131: All Youth and NP Western Horsemanship



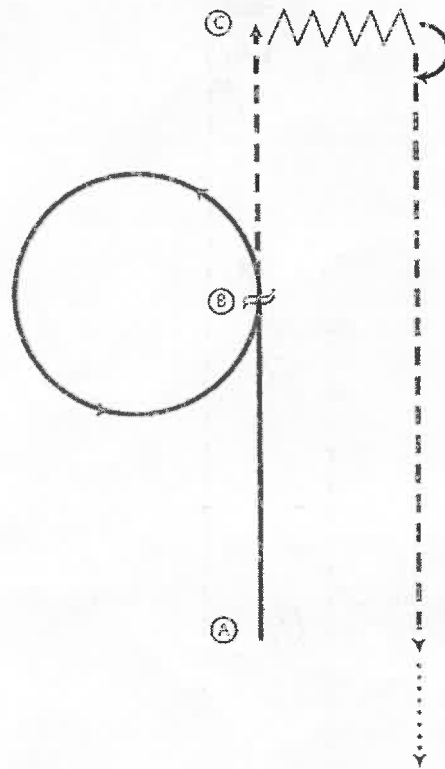
Begin before A at a jog.

1. Jog from A to B.
2. At B, lope on the left lead and circle at B as shown. Stop facing B.
3. Turn 1 1/4 turn to the left.
4. Back one horse length.
5. Lope on the right lead to C. Stop at C.

Follow the instructions of your ring steward.

Walk	-----
Jog	-----
Extended Jog	-----
Lope	-----
Leg Yield	
Lead Change	↗ ↘
Back	← ⊂ ⊂ ⊂
Marker	⊙ B
Sidepass	← →

Classes 132, 133 – Youth & Non-Pro Bareback Equitation



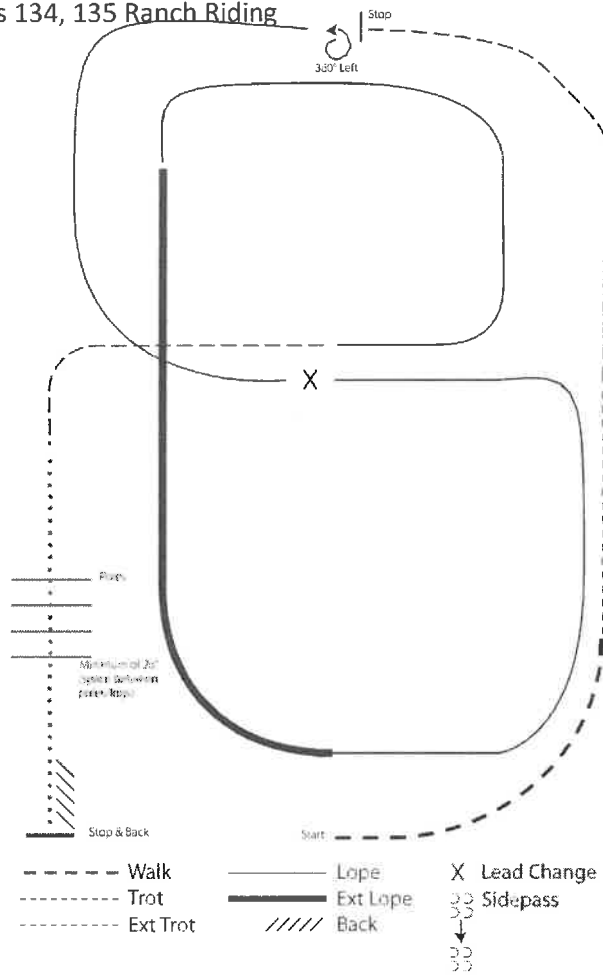
KEY

- Walk
- - - - - Jog
- Lope
- ||||| Back
- ≈ Change Leads
- ~~~~~ Side Pass
- Ⓐ Marker

INSTRUCTIONS

1. Begin at A, lope to B in the right lead.
2. At B execute a simple or flying lead change and complete a circle around B.
3. Upon closing the circle jog to C.
4. At C, stop. Side pass right 3 steps then complete a 180° turn on the haunches to the right.
5. Trot until even with A. At A, break down to a walk.
6. Exit arena at the walk.

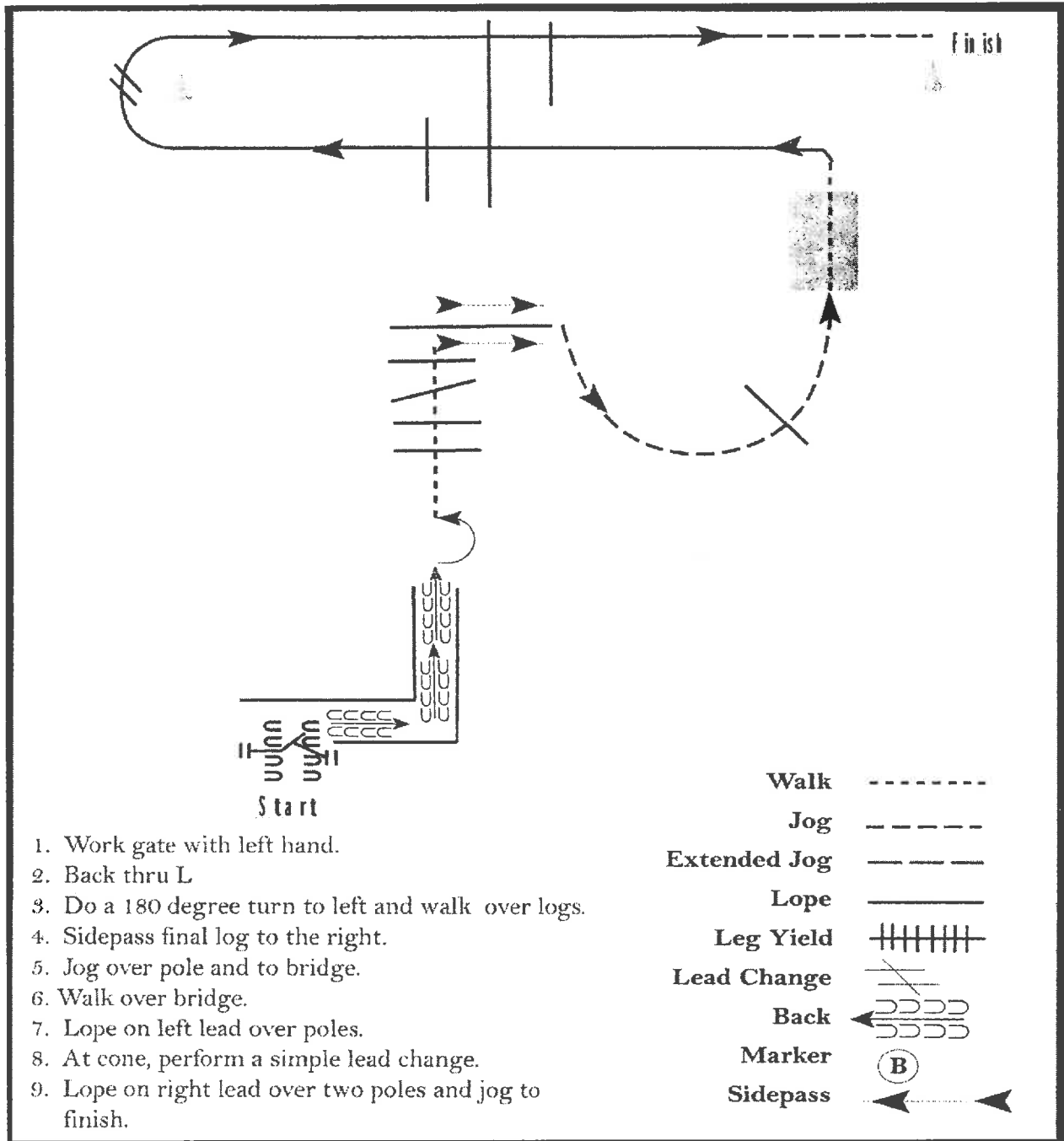
Class 134, 135 Ranch Riding



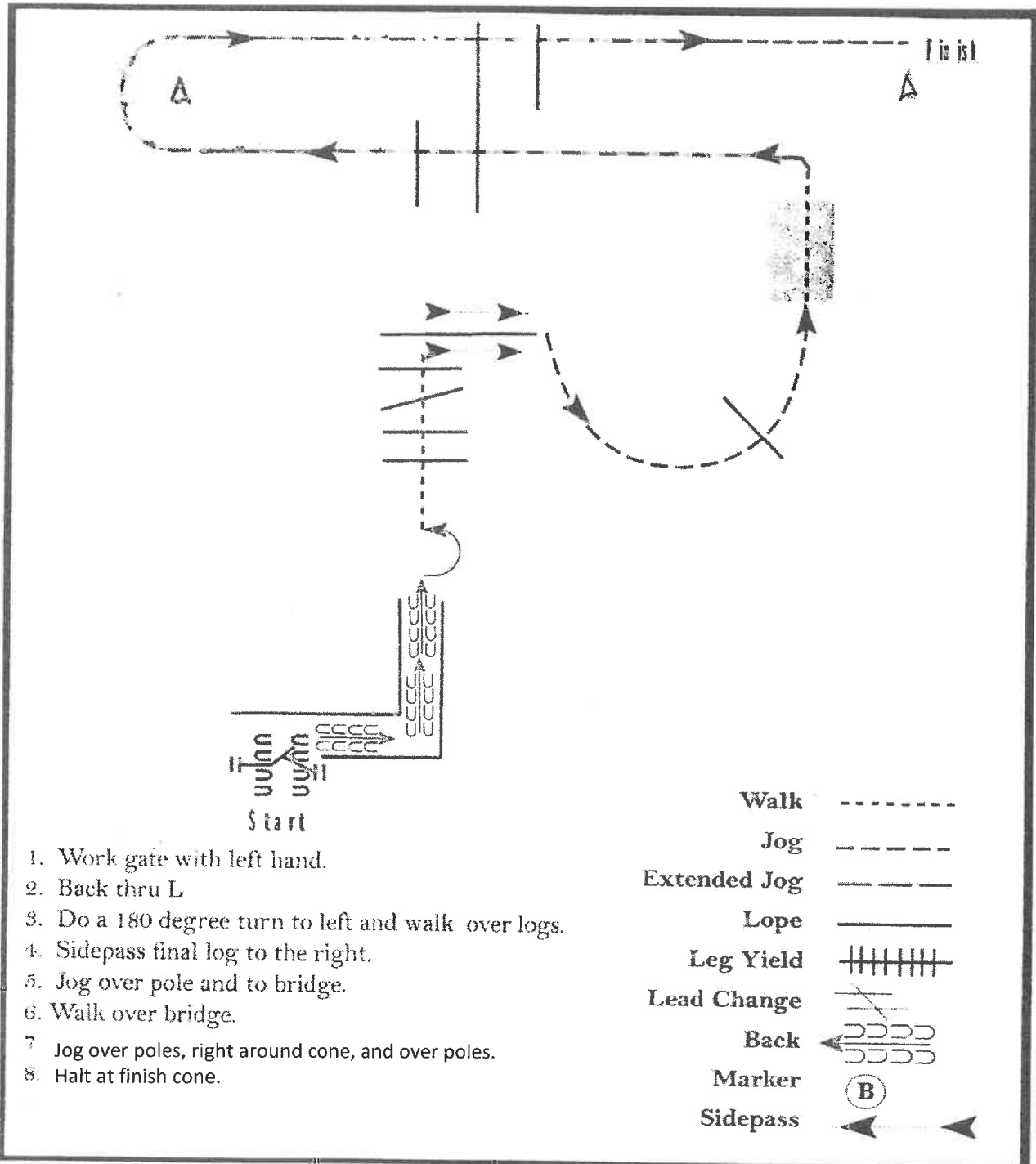
RANCH HORSE RIDING PATTERN 1

1. Walk
2. Trot
3. Extend the trot, at the top of the arena, stop
4. 360 degree turn to the left
5. Left lead ½ circle, lope to the center
6. Change leads (simple or flying)
7. Right lead ½ circle
8. Extended lope up the long side of the arena (right lead)
9. Collect back to a lope around the top of the arena and back to center
10. Break down to an extended trot
11. Walk over poles
12. Stop and back

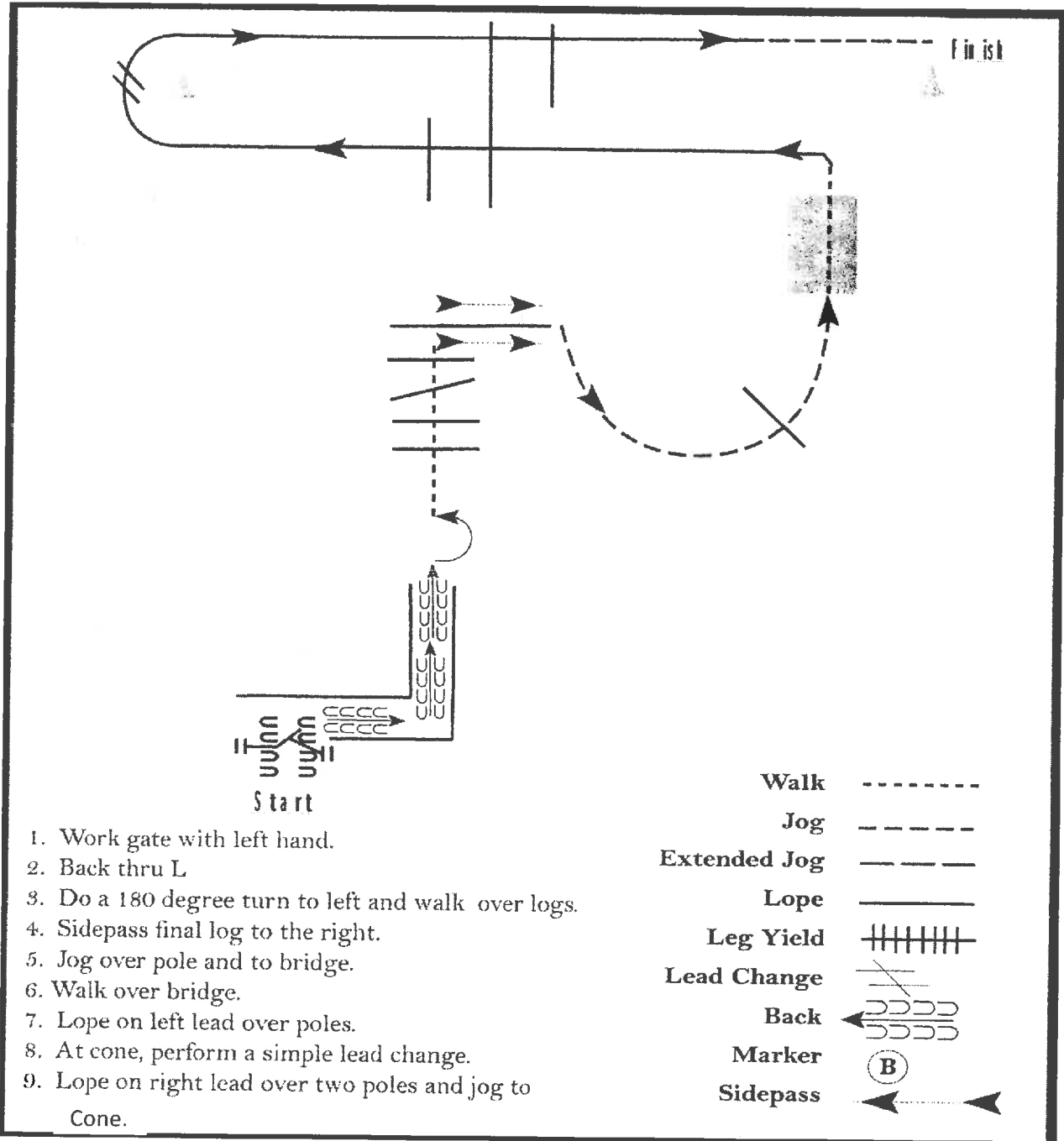
Classes 138, 139, 141, 142, 144, 145: All Trail Classes (except WT and Ranch)



Classes 140, 143: Youth & NP Walk Trot Trail Classes



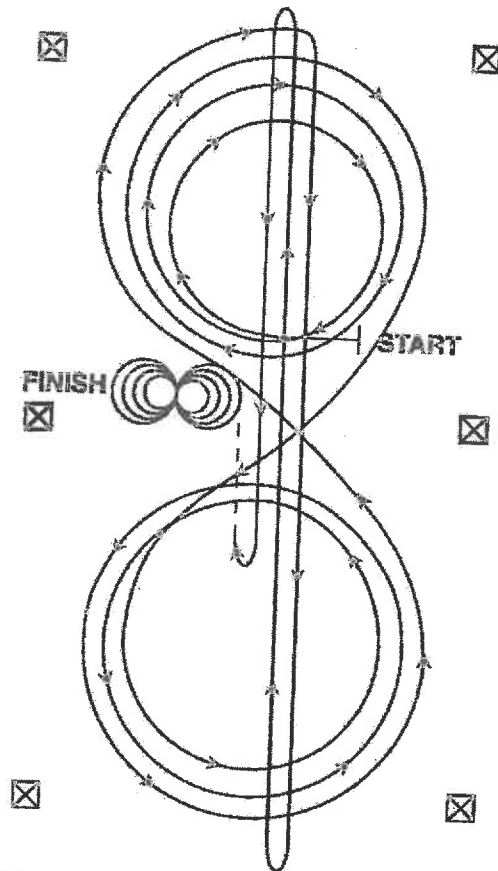
Classes 146, 147: All Ranch Trail Classes



10. At the cone, dismount and ground tie. Then exit the course.

Class 148: Reining

PATTERN 2

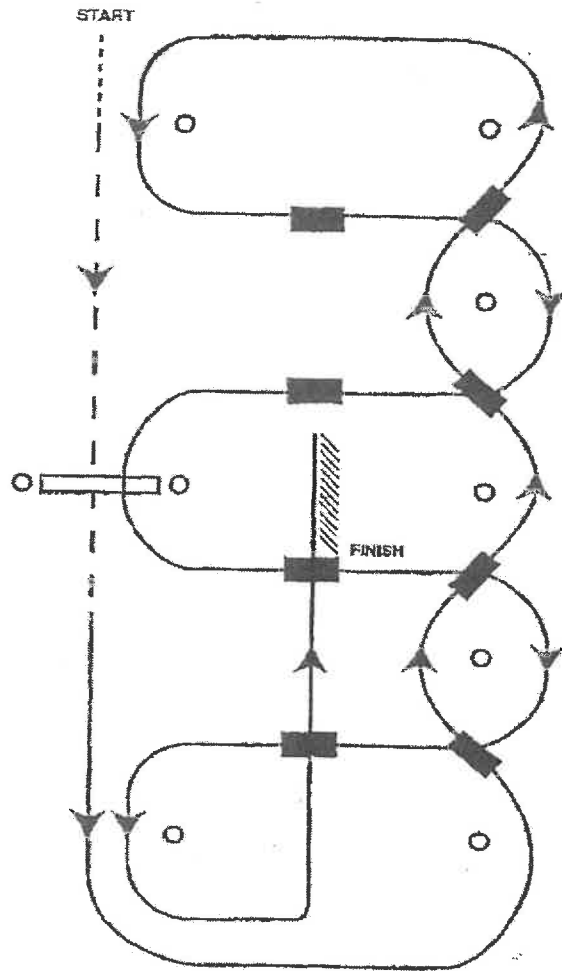


INSTRUCTIONS

Beginning at the center of arena facing the left wall or fence.

1. Beginning on the right lead, complete three circles to the right: the first circle small and slow; the next two circles large and fast. Change leads at the center of the arena.
2. Complete three circles to the left: the first circle small and slow; the next two circles large and fast. Change leads at the center of the arena.
3. Continue around previous circle to the right. At the top of the circle, run down the middle to the far end of the arena past the end marker and do a right rollback - no hesitation.
4. Run up the middle to the opposite end of the arena past the end marker and do a left rollback - no hesitation.
5. Run past the center marker and do a sliding stop. Back up to the center of the arena or at least 10 feet (3.05 m). Hesitate.
6. Complete four spins to the right.
7. Complete four spins to the left. Hesitate to demonstrate the completion of the pattern.

Class 149: Western Riding



KEY

- WALK
- - - - - JOG
- LOPE
- /////// BACK
- MARKER
- RECOMMENDED CHANGING AREA
- ▭ LOG

INSTRUCTIONS

1. Walk and jog over log.
2. Transition to left and lope around end
3. First line change
4. Second line change
5. Third line change
6. Fourth line change and lope around the end of arena
7. First crossing change
8. Second crossing change
9. Lope over log
10. Third crossing change
11. Fourth crossing change
12. Lope up the center, stop and back